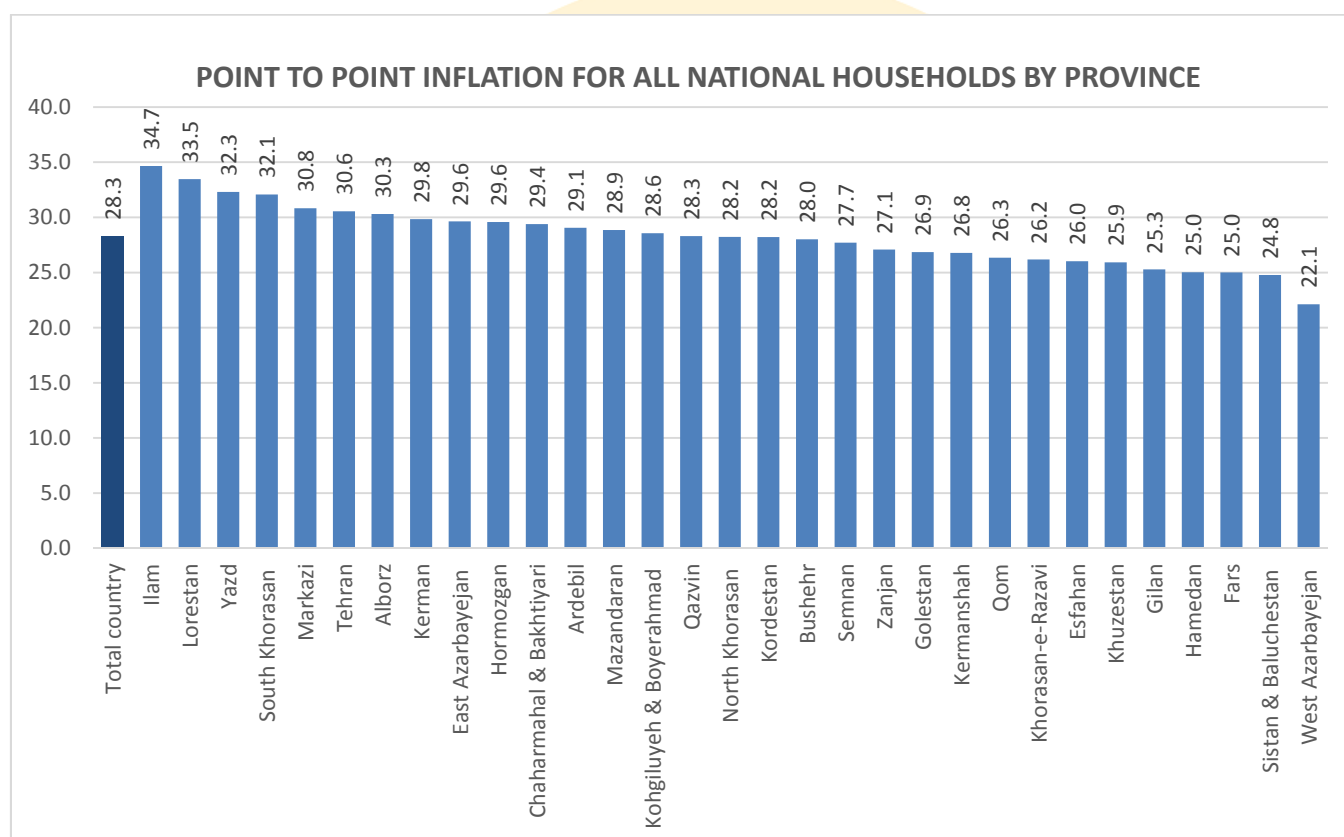


CPI by Provinces in the Month of Mehr of the Year 1398¹

All Households

In the month of Mehr² of the year 1398, the national households general index (1395=100) reached 184.9 which increased by 1.7 percent compared with the previous month. In this month, the province of Kerman saw the highest monthly inflation rate of the national households with a 3.4 percent increase and the lowest monthly inflation rate went to Kohgiluyeh & Boyerahmad province with a 0.2 percent drop. Percentage change in general index for the national households was 28.3 percent in contrast to the corresponding month of the previous year (point to point inflation). The highest point to point inflation rate was for Ilam province with 34.7 percent and the lowest one was for West Azarbayejan province with 22.1 percent. The twelve-month inflation rate ending the month of Mehr of the year 1398 for the national households stood at 42.0 percent. The highest twelve-month inflation rate went to Ilam province with 51.0 percent and the lowest one was for Qom province with 36.1 percent.



Statistical Centre of Iran

¹- It is the Iranian year which usually begins on the day of 21 March of the Gregorian calendar. To find the corresponding year of the Gregorian calendar, add 621 or 622 (depending on the time of the year) to a [solar Hijri](#) year. For example the corresponding year of the year 1398 in the Gregorian calendar is (21 March 2019-20 March 2020).

²- **Iranian months and their equivalent in Gregorian calendar**

Farvardin (21 March-20 April)

Ordibehesht (21 April-21 May)

Khordad (22 May-21 June)

Tir (22 June-22 July)

Mordad (23 July-22 August)

Shahrivar (23 August-22 September)

Mehr (23 September-22 October)

Aban (23 October-21 November)

Azar (22 November-21 December)

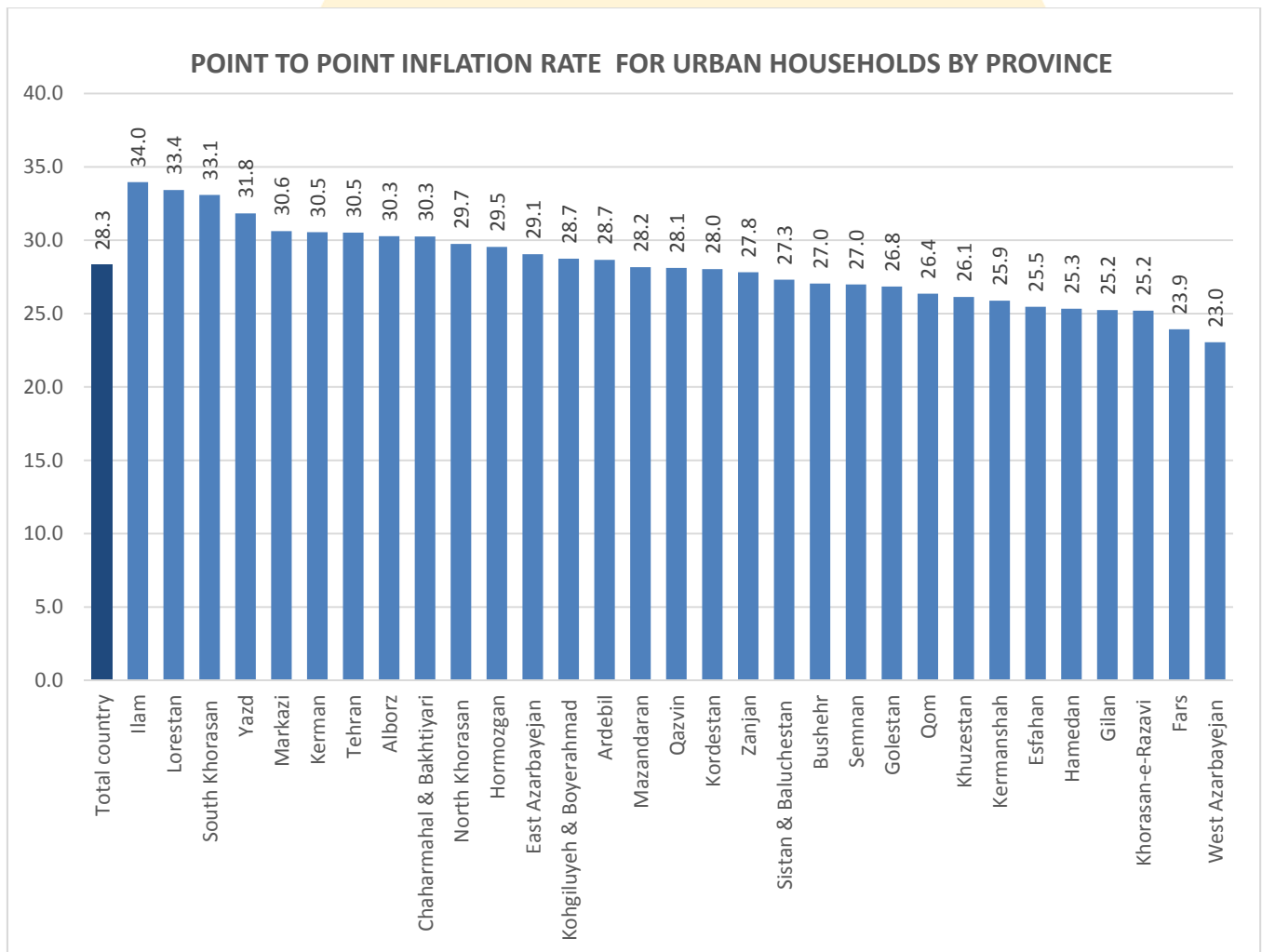
Dey (22 December-20 January)

Bahman (21 January-19 February)

Esfand (20 February-20 March)

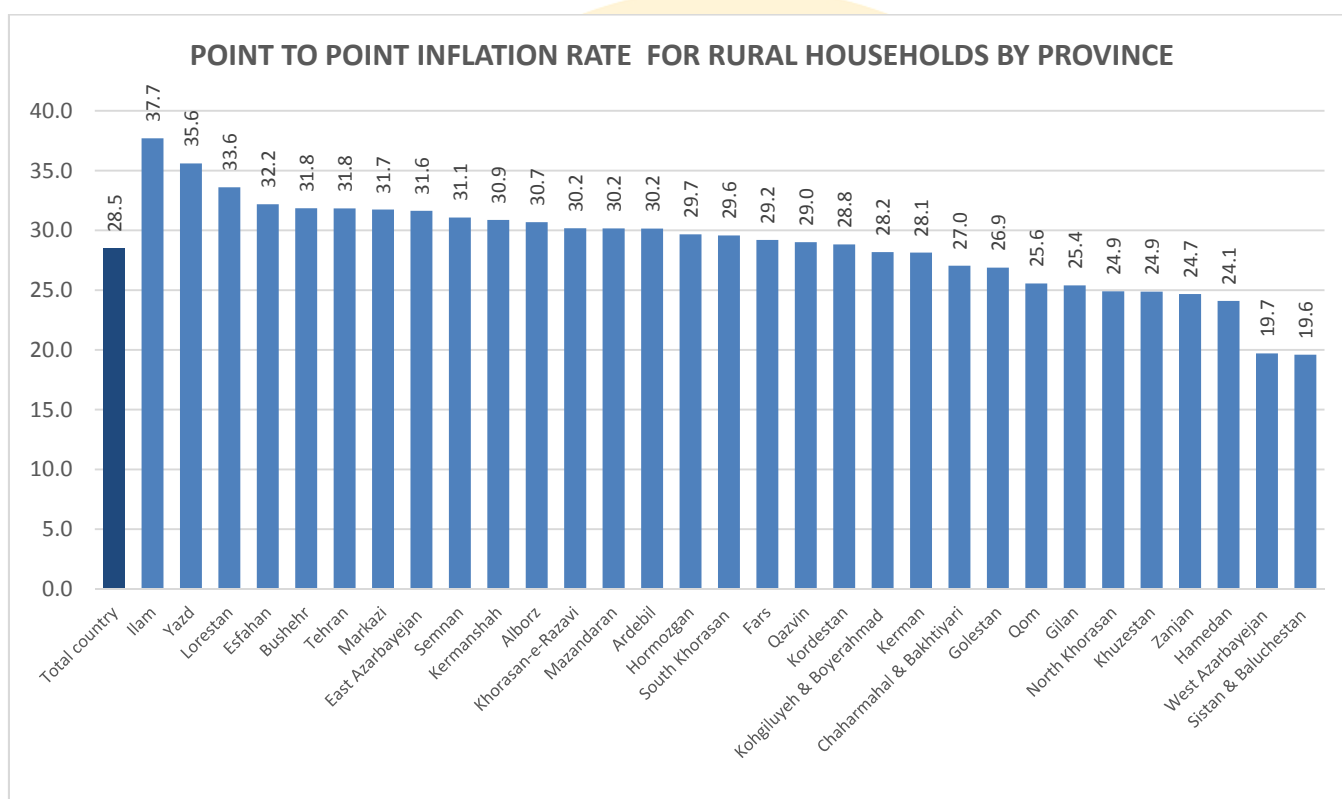
Urban Households

Urban households general index (1395=100) reached 184.2 in the month of Mehr of the year 1398 indicating a 1.9 percent rise compared with the previous month. In this month, the highest monthly inflation rate of urban households went to Kerman province with a 3.7 percent increase and the lowest monthly inflation rate was for Bushehr province with a 0.3 percent fall. The percentage change in general index for urban households was 28.3 percent in contrast to the corresponding month of the previous year (point to point inflation). The highest point to point inflation rate was for Ilam province with 34.0 percent and the lowest one went to West Azarbayejan province with 23.0 percent. The twelve-month inflation rate ending the month of Mehr of the year 1398 for urban households stood at 41.3 percent. The highest twelve-month inflation rate went to Ilam province with 50.3 percent, and the lowest one was for Fars province with 35.3 percent.



Rural Households

Rural households general index (1395=100) stood at 188.6 in the month of Mehr of the year 1398 indicating a 0.8 percent rise compared with the previous month. In this month, the highest monthly inflation rate of rural households went to Esfahan province with a 2.6 percent increase and the lowest monthly inflation rate was for Ilam province with a 0.8 percent drop. The percentage change in general index for rural households was 28.5 percent in contrast to the corresponding month of the previous year (point to point inflation). The highest point to point inflation rate of rural households was for Ilam with 37.7 percent and the lowest one went to Sistan and Baluchestan province with 19.6 percent. The twelve-month inflation rate ending the month of Mehr of the year 1398 for rural households reached 46.3 percent. The highest twelve-month inflation rate went to Kordestan province with 54.6 percent, and the lowest one was for Alborz province with 40.2 percent.



Statistical Centre of Iran

General Price Index of Goods and Services for All National Households, and Percentage Changes in Index by Province, Month: Mehr Year: 1398

Base Year 1395=100

Province	General index				Food, beverages and tobacco				Non-foods items and services					
	General index	Monthly inflation	Point to point inflation	Twelve month inflation rate	Weight	Index	Monthly inflation	Point to point inflation	Twelve month inflation rate	Weight	Index	Monthly inflation	Point to point inflation	Twelve-month inflation rate
Total country	184.9	1.7	28.3	42.0	27.24	214.1	-1.0	32.3	61.3	72.76	174.0	3.1	26.6	34.2
Markazi	187.9	0.9	30.8	45.1	31.85	220.9	-0.9	37.3	63.4	68.15	172.5	2.1	27.2	35.5
Gilan	178.0	0.9	25.3	40.2	25.01	202.1	-2.0	26.7	61.3	74.99	170.0	2.1	24.7	32.8
Mazandaran	183.3	1.4	28.9	41.5	29.17	208.8	-1.0	33.3	59.4	70.83	172.8	2.7	26.7	33.6
East Azarbayejan	189.0	1.1	29.6	45.4	30.00	210.5	-1.5	29.5	60.3	70.00	179.8	2.5	29.7	38.4
West Azarbayejan	177.0	1.2	22.1	40.5	33.06	201.0	-1.9	21.9	57.0	66.94	165.2	3.2	22.3	31.5
Kermanshah	187.4	0.7	26.8	40.4	31.62	218.7	-1.1	33.8	62.2	68.38	173.0	1.9	23.0	29.6
Khuzestan	183.6	0.0	25.9	44.8	33.32	216.5	-1.9	28.5	63.1	66.68	167.2	1.3	24.3	34.6
Fars	174.5	1.3	25.0	37.3	27.45	212.7	-1.2	32.0	59.3	72.55	160.1	2.6	21.8	28.0
Kerman	177.3	3.4	29.8	38.1	33.88	210.1	0.9	36.8	57.5	66.12	160.5	5.1	25.5	27.2
Khorasan-e-Razavi	178.5	0.4	26.2	41.6	33.45	215.8	-1.6	31.6	62.7	66.55	159.7	1.9	22.8	29.6
Esfahan	176.8	1.8	26.0	38.4	24.18	215.3	-0.7	32.6	61.5	75.82	164.5	2.9	23.5	30.2
Sistan & Baluchestan	185.2	0.4	24.8	47.1	43.20	213.0	-1.0	28.2	62.7	56.80	164.1	1.8	21.5	34.2
Kordestan	191.4	1.9	28.2	49.6	37.16	206.8	0.1	27.8	62.2	62.84	182.2	3.2	28.5	41.6
Hamedan	186.1	1.9	25.0	40.6	31.70	205.4	0.8	26.7	57.1	68.30	177.2	2.6	24.1	32.5
Chaharmahal & Bakhtiyari	199.8	0.3	29.4	49.0	37.03	228.1	-1.0	31.6	66.7	62.97	183.1	1.2	27.8	37.5
Lorestan	205.8	0.7	33.5	49.1	34.63	217.4	-1.7	33.2	62.7	65.37	199.6	2.2	33.6	41.6
Ilam	207.7	0.8	34.7	51.0	35.32	228.9	-1.5	36.7	63.5	64.68	196.2	2.3	33.4	43.6
Kohgiluyeh & Boyerahmad	185.6	-0.2	28.6	47.3	35.99	202.7	-2.4	31.0	60.7	64.01	175.9	1.2	27.0	39.2
Bushehr	181.9	-0.1	28.0	48.0	31.53	228.1	-2.8	34.2	74.5	68.47	160.6	1.8	24.2	34.1
Zanjan	177.8	2.0	27.1	41.6	32.96	187.9	-0.8	23.2	50.5	67.04	172.8	3.6	29.3	36.9
Semnan	179.3	0.4	27.7	40.0	31.81	208.0	-1.5	34.2	58.0	68.19	165.9	1.6	24.2	31.0
Yazd	184.5	1.4	32.3	43.1	31.90	224.0	-0.1	38.7	65.3	68.10	166.0	2.4	28.6	31.4
Hormozgan	179.9	2.6	29.6	38.0	28.90	227.9	2.7	35.8	64.2	71.10	160.4	2.5	26.2	26.1
Tehran	190.9	3.2	30.6	42.2	19.05	218.7	-0.9	37.3	61.8	80.95	184.4	4.5	28.8	37.3
Ardebil	181.1	0.6	29.1	41.8	37.05	207.4	-1.6	31.2	60.4	62.95	165.6	2.2	27.6	29.9
Qom	172.6	1.2	26.3	36.1	26.44	210.9	-0.8	32.7	58.2	73.56	158.9	2.1	23.5	27.2
Qazvin	183.4	1.0	28.3	42.8	34.27	202.1	-1.7	27.2	57.5	65.73	173.7	2.7	29.0	34.6
Golestan	187.1	0.5	26.9	43.2	30.21	222.8	-1.4	33.3	64.5	69.79	171.6	1.6	23.5	33.1
North Khorasan	197.2	0.7	28.2	48.7	34.31	214.1	-1.6	27.2	62.0	65.69	188.3	2.1	28.8	41.3
South Khorasan	197.2	0.5	32.1	49.4	36.90	215.3	-1.0	33.0	61.6	63.10	186.6	1.5	31.4	41.7
Alborz	179.9	1.6	30.3	39.7	23.78	211.3	0.1	32.4	59.6	76.22	170.1	2.2	29.5	32.8

General Price Index of Goods and Services for Urban Households, and Percentage Changes in Index by Province, Month: Mehr Year: 1398

Base Year 1395=100

Province	General index				Food, beverages and tobacco				Non-foods items and services					
	General index	Monthly inflation	Point to point inflation	Twelve month inflation rate	Weight	Index	Monthly inflation	Point to point inflation	Twelve month inflation rate	Weight	Index	Monthly inflation	Point to point inflation	Twelve-month inflation rate
Total country	184.2	1.9	28.3	41.3	25.03	215.3	-1.1	33.1	61.7	74.97	173.9	3.2	26.4	33.8
Markazi	186.2	0.9	30.6	44.1	29.68	220.3	-1.3	38.3	63.8	70.32	171.9	2.1	26.8	34.9
Gilan	177.9	1.2	25.2	39.2	22.06	206.8	-1.6	27.8	62.1	77.94	169.7	2.2	24.4	32.2
Mazandaran	181.3	1.7	28.2	40.3	27.28	207.0	-0.5	33.2	58.7	72.72	171.7	2.8	26.0	32.9
East Azarbayejan	186.9	1.3	29.1	43.8	27.20	212.8	-1.1	30.3	61.2	72.80	177.2	2.4	28.5	36.8
West Azarbayejan	175.9	1.6	23.0	39.2	29.87	200.8	-1.9	24.7	56.9	70.13	165.3	3.4	22.2	31.0
Kermanshah	185.8	0.8	25.9	39.4	29.49	217.9	-1.2	33.8	62.3	70.51	172.4	1.9	22.1	29.3
Khuzestan	182.5	0.1	26.1	44.0	31.00	217.6	-1.9	29.2	63.3	69.00	166.7	1.3	24.4	34.3
Fars	171.6	1.3	23.9	35.3	24.54	209.9	-1.8	30.8	57.9	75.46	159.1	2.7	21.2	27.1
Kerman	178.7	3.7	30.5	37.0	30.59	217.8	0.9	39.4	59.2	69.41	161.5	5.5	25.8	26.1
Khorasan-e-Razavi	174.7	0.6	25.2	39.9	30.86	215.2	-1.5	31.5	62.9	69.14	156.6	1.9	21.7	28.3
Esfahan	175.7	1.7	25.5	37.8	23.50	214.7	-1.0	31.9	61.3	76.50	163.7	2.9	23.0	29.7
Sistan & Baluchestan	188.5	0.3	27.3	47.0	37.28	227.6	-1.4	32.5	66.1	62.72	165.3	1.8	23.4	34.3
Kordestan	189.6	1.9	28.0	48.2	34.99	209.0	0.0	30.4	62.4	65.01	179.2	3.1	26.6	39.8
Hamedan	186.3	2.0	25.3	39.0	27.99	208.9	0.3	28.2	57.3	72.01	177.5	2.7	24.1	31.5
Chaharmahal & Bakhtiari	199.5	0.3	30.3	48.5	34.96	228.1	-1.2	33.9	67.1	65.04	184.1	1.3	28.0	37.6
Lorestan	206.0	0.6	33.4	47.6	32.32	219.0	-2.1	34.0	63.0	67.68	199.7	2.1	33.1	39.8
Ilam	208.7	1.2	34.0	50.3	33.01	232.9	-0.6	36.7	63.1	66.99	196.8	2.3	32.4	43.4
Kohgiluyeh & Boyerahmad	186.0	-0.2	28.7	46.1	32.46	209.0	-2.3	34.1	61.5	67.54	175.0	1.1	25.8	38.0
Bushehr	180.7	-0.3	27.0	47.1	29.95	230.7	-3.5	33.4	76.5	70.05	159.3	1.8	23.4	32.8
Zanjan	179.5	2.6	27.8	41.8	29.97	191.8	-0.1	24.3	51.3	70.03	174.2	3.9	29.6	37.4
Semnan	178.1	0.6	27.0	39.3	30.33	210.5	-1.3	33.9	59.4	69.67	164.0	1.7	23.4	29.9
Yazd	182.9	1.3	31.8	42.2	32.04	223.4	-0.3	38.0	65.5	67.96	163.8	2.4	28.2	29.9
Hormozgan	177.3	3.3	29.5	36.6	24.30	234.3	3.0	37.1	67.5	75.70	159.0	3.5	26.2	25.4
Tehran	190.9	3.3	30.5	42.2	18.84	218.7	-1.0	37.2	61.9	81.16	184.5	4.5	28.8	37.3
Ardebil	179.2	0.6	28.7	40.2	34.35	207.8	-1.8	31.0	60.2	65.65	164.2	2.3	27.2	28.8
Qom	172.6	1.2	26.4	35.9	26.11	211.3	-0.7	32.8	58.2	73.89	158.9	2.1	23.5	27.2
Qazvin	181.9	1.2	28.1	42.1	31.80	200.0	-1.7	26.9	57.1	68.20	173.4	2.8	28.8	34.5
Golestan	186.2	0.3	26.8	42.7	27.05	226.1	-2.2	36.0	66.8	72.95	171.4	1.6	22.8	32.9
North Khorasan	195.4	0.9	29.7	47.3	30.53	215.1	-1.7	31.1	63.4	69.47	186.7	2.3	29.1	39.8
South Khorasan	197.2	0.6	33.1	49.5	34.71	217.0	-1.0	35.1	62.7	65.29	186.7	1.6	31.9	41.9
Alborz	179.8	1.6	30.3	39.7	23.44	211.5	0.1	32.3	59.9	76.56	170.1	2.2	29.5	32.8

General Price Index of Goods and Services for Rural Households, and Percentage Changes in Index by Province, Month: Mehr Year: 1398

Base Year 1395=100

Province	General index				Food, beverages and tobacco				Non-foods items and services					
	General index	Monthly inflation	Point to point inflation	Twelve month inflation rate	Weight	Index	Monthly inflation	Point to point inflation	Twelve month inflation rate	Weight	Index	Monthly inflation	Point to point inflation	Twelve-month inflation rate
Total country	188.6	0.8	28.5	46.3	39.62	209.9	-0.8	29.5	60.2	60.38	174.7	2.1	27.7	36.5
Markazi	196.0	1.1	31.7	49.5	42.30	223.0	0.4	34.1	61.9	57.70	176.2	1.9	29.6	39.2
Gilan	178.4	-0.1	25.4	43.4	33.87	192.9	-2.9	24.4	59.7	66.13	171.0	1.6	26.0	34.7
Mazandaran	187.1	0.9	30.2	43.9	32.77	211.7	-1.7	33.6	60.5	67.23	175.1	2.4	28.2	35.2
East Azarbayejan	196.4	0.5	31.6	50.8	39.80	205.2	-2.5	27.5	58.3	60.20	190.7	2.7	34.8	45.4
West Azarbayejan	180.2	0.2	19.7	44.1	41.77	201.4	-2.0	16.7	57.2	58.23	165.0	2.3	22.5	33.1
Kermanshah	194.8	0.6	30.9	44.8	41.41	221.3	-0.7	33.8	61.8	58.59	176.1	1.8	28.4	31.6
Khuzestan	189.4	-0.4	24.9	49.0	45.60	212.4	-1.9	25.9	62.2	54.40	170.1	1.2	23.9	36.6
Fars	186.4	1.3	29.2	45.3	39.33	219.7	0.3	35.1	62.7	60.67	164.9	2.2	24.5	32.8
Kerman	173.9	2.5	28.1	40.8	41.71	196.8	0.8	32.1	54.4	58.29	157.6	4.1	24.8	30.1
Khorasan-e-Razavi	195.0	-0.1	30.2	48.4	44.72	217.6	-1.9	32.0	62.2	55.28	176.7	1.9	28.4	36.1
Esfahan	189.2	2.6	32.2	45.4	31.92	220.9	2.1	38.0	62.5	68.08	174.3	2.9	29.0	36.4
Sistan & Baluchestan	178.4	0.5	19.6	47.3	55.40	192.7	-0.3	21.8	57.6	44.60	160.5	1.8	16.4	34.0
Kordestan	197.3	2.3	28.8	54.6	44.55	201.1	0.5	21.1	61.5	55.45	194.2	3.7	36.1	48.5
Hamedan	185.8	1.9	24.1	45.3	42.56	198.5	2.0	23.7	56.6	57.44	176.3	1.9	24.4	36.5
Chaharmahal & Bakhtiyari	200.5	0.4	27.0	50.3	42.84	228.1	-0.4	26.7	65.7	57.16	179.8	1.2	27.3	37.1
Lorestan	205.3	1.1	33.6	53.8	41.26	213.9	-0.9	31.5	62.0	58.74	199.4	2.7	35.2	47.6
Ilam	203.4	-0.8	37.7	54.2	44.98	216.5	-4.2	36.7	64.9	55.02	192.6	2.6	38.7	44.8
Kohgiluyeh & Boyerahmad	184.6	-0.4	28.2	49.9	43.38	192.9	-2.4	26.1	59.3	56.62	178.2	1.3	30.0	42.3
Bushehr	186.6	0.8	31.8	51.2	37.71	220.3	-0.5	37.2	68.1	62.29	166.2	1.9	27.8	39.7
Zanjan	172.3	0.1	24.7	41.0	42.65	179.0	-2.4	20.6	48.6	57.35	167.3	2.2	28.1	34.8
Semnan	184.9	-0.3	31.1	43.3	38.74	198.7	-2.0	35.1	53.0	61.26	176.1	0.9	28.4	36.9
Yazd	195.9	1.6	35.6	49.4	30.92	228.3	1.3	43.9	63.6	69.08	181.4	1.8	31.3	42.3
Hormozgan	186.0	0.9	29.7	41.0	39.64	218.9	2.3	33.9	59.3	60.36	164.4	-0.3	26.2	27.9
Tehran	191.5	2.5	31.8	43.4	26.74	218.6	2.0	39.1	60.0	73.26	181.6	2.7	28.9	37.0
Ardebil	186.5	0.5	30.2	46.1	44.68	206.7	-1.1	31.6	60.8	55.32	170.1	2.1	28.8	33.3
Qom	174.9	-0.7	25.6	40.4	38.45	201.9	-3.1	29.4	57.5	61.55	158.0	1.3	22.6	28.8
Qazvin	189.7	0.3	29.0	45.8	44.04	208.0	-1.7	27.9	58.7	55.96	175.3	2.4	30.0	34.9
Golestan	188.9	0.8	26.9	44.2	36.83	217.7	0.0	29.1	60.8	63.17	172.1	1.5	25.3	33.5
North Khorasan	201.3	0.3	24.9	51.9	43.15	212.4	-1.4	21.2	59.6	56.85	192.8	1.7	28.2	45.5
South Khorasan	197.1	0.3	29.6	49.2	42.47	211.9	-1.1	28.8	59.5	57.53	186.2	1.5	30.3	41.1
Alborz	180.4	1.6	30.7	40.2	29.93	208.8	0.7	33.7	55.5	70.07	168.3	2.1	29.1	32.9

General Price Index of Goods and Services for All National Households by Province and Main Groups

Month: Mehr, Year: 1398

Base Year:1395=100

Province	Main groups	Foods and beverages	Tobacco	Clothing and footwear	Housing, water, electricity, gas and other fuels	Furnishings, household equipment and routine household maintenance	Health & medical services	Transport	Communication	Recreation and culture	Education	Restaurants and hotels	Miscellaneous goods and services
Total country		212.7	278.5	200.5	161.2	229.1	161.7	180.5	145.4	230.2	170.9	185.2	200.8
Markazi		217.9	311.3	187.2	143.6	238.5	164.3	192.2	137.4	227.6	155.3	202.2	200.8
Gilan		199.2	304.5	189.6	146.4	242.5	160.8	178.6	161.6	208.2	171.7	184.6	201.8
Mazandaran		207.7	264.1	189.4	147.7	227.9	170.5	189.5	148.2	220.5	185.0	188.3	197.6
East Azarbajejan		208.9	258.6	224.0	141.5	268.9	179.0	192.2	131.9	237.9	161.0	186.5	217.9
West Azarbajejan		198.3	277.8	216.6	134.8	240.2	179.9	168.9	143.7	237.1	177.4	176.9	190.2
Kermanshah		216.8	288.9	205.3	154.5	232.1	152.4	172.1	134.4	223.7	158.4	210.1	233.5
Khuzestan		215.0	285.5	192.1	139.3	220.1	164.1	188.8	154.2	207.0	169.8	173.6	199.0
Fars		210.3	336.6	187.0	145.7	211.5	146.1	172.4	155.8	185.6	160.8	178.5	182.3
Kerman		209.2	269.6	177.3	141.2	220.3	176.8	159.8	141.8	204.3	178.7	211.1	193.6
Khorasan-e-Razavi		215.1	283.9	212.1	135.6	236.1	156.5	161.0	144.1	228.7	172.0	192.3	202.4
Esfahan		213.0	312.3	192.2	138.5	236.4	170.5	163.6	146.5	254.8	167.8	205.9	197.4
Sistan & Baluchestan		212.1	261.8	198.5	143.3	189.0	144.7	191.0	141.8	193.2	121.0	172.8	177.4
Kordestan		204.9	261.7	234.5	148.1	248.9	162.0	173.0	147.5	251.3	158.9	189.6	240.6
Hamedan		203.0	265.2	209.8	158.8	243.8	146.7	177.9	163.4	224.5	167.6	229.8	183.2
Chaharmahal&Bakhtiyari		223.2	360.4	188.4	171.4	219.6	160.7	179.2	174.3	216.2	161.3	199.2	208.9
Lorestan		216.0	267.4	213.7	204.3	261.4	160.2	166.0	148.5	224.9	167.9	227.2	194.3
Ilam		228.3	284.8	222.0	168.0	265.1	185.4	183.9	164.9	277.0	169.0	212.2	227.7
Kohgiluyeh &Boyerahmad		202.5	266.3	193.8	151.2	226.7	143.9	162.6	148.6	233.6	161.6	180.3	206.8
Bushehr		227.8	258.2	192.1	136.9	238.4	154.1	169.9	136.8	216.2	158.7	196.3	210.5
Zanjan		185.6	278.1	210.0	148.2	221.9	163.0	179.4	127.7	231.2	169.1	195.6	199.4
Semnan		207.1	319.2	194.7	148.4	233.8	174.0	169.2	143.6	179.5	142.2	187.8	192.2
Yazd		221.9	328.3	208.8	141.1	267.2	158.8	163.0	140.0	257.0	180.4	207.4	201.1
Hormozgan		227.2	295.6	187.5	140.9	221.7	158.6	162.0	140.6	224.0	157.9	170.5	194.8
Tehran		218.3	241.3	197.6	185.3	205.8	158.3	191.1	143.9	239.3	175.3	171.8	199.7
Ardebil		205.3	266.8	175.8	148.2	222.7	157.0	160.5	136.5	212.0	164.4	194.3	195.5
Qom		209.8	268.7	184.2	144.0	204.0	141.7	170.8	150.9	206.1	183.6	175.3	183.1
Qazvin		199.5	294.6	190.6	148.5	252.0	161.4	180.3	138.9	258.6	168.7	201.0	216.2
Golestan		221.4	269.7	206.7	147.9	268.3	150.5	175.0	141.1	260.8	170.5	207.9	215.3
North Khorasan		210.4	342.5	249.2	149.4	270.9	179.6	193.7	145.5	235.9	191.2	196.7	217.6
South Khorasan		215.2	288.9	243.5	145.7	240.8	172.0	174.4	151.0	228.3	160.0	191.9	210.3
Alborz		210.2	259.5	191.6	159.0	218.8	168.1	185.7	125.6	249.5	174.1	181.5	199.6

Point-to-Point Inflation of Goods and Services for All National Households by Province and Main Groups

Month: Mehr, Year: 1398

Base Year:1395=100

Province	Main groups	Foods and beverages	Tobacco	Clothing and footwear	Housing, water, electricity, gas and other fuels	Furnishings, household equipment and routine household maintenance	Health & medical services	Transport	Communication	Recreation and culture	Education	Restaurants and hotels	Miscellaneous goods and services
Total country		33.6	-0.7	40.0	23.5	42.3	25.1	28.3	2.2	33.8	22.7	38.1	28.4
Markazi		40.0	-2.2	35.1	21.0	45.7	21.8	30.8	-1.7	34.2	11.4	40.6	34.3
Gilan		29.0	-9.3	38.0	17.1	46.2	25.0	28.1	1.9	32.4	21.1	42.3	24.5
Mazandaran		34.9	-8.5	36.3	21.0	45.6	27.4	30.0	1.9	40.7	21.3	32.9	26.0
East Azarbayejan		31.8	-8.4	43.4	18.4	47.3	36.5	34.4	1.5	32.6	16.7	36.5	32.8
West Azarbayejan		23.5	-4.2	38.2	15.6	36.4	21.9	24.5	0.0	27.4	26.4	30.9	26.6
Kermanshah		34.7	12.8	34.7	19.2	45.6	18.8	26.8	1.2	37.8	12.9	42.4	18.1
Khuzestan		29.5	0.8	37.2	17.4	39.2	25.7	31.1	1.1	28.9	19.0	31.7	26.6
Fars		32.8	11.0	33.1	17.4	36.5	20.0	25.7	5.7	27.3	20.5	34.6	27.4
Kerman		37.7	4.8	31.7	22.9	41.7	29.4	22.4	2.5	41.7	27.8	52.9	28.5
Khorasan-e-Razavi		32.1	4.6	48.6	12.9	44.7	21.9	23.6	2.0	38.8	23.0	46.3	35.9
Esfahan		33.5	10.5	39.1	16.5	44.6	30.2	21.0	1.5	29.3	18.7	42.7	27.3
Sistan & Baluchestan		28.7	9.3	20.2	25.6	22.2	12.4	25.8	0.4	15.6	4.8	20.5	14.8
Kordestan		28.9	6.9	43.3	24.4	44.2	23.9	28.8	1.6	33.3	17.2	37.8	22.0
Hamedan		29.5	-10.9	33.3	23.5	33.2	18.6	25.5	-2.7	17.0	18.0	52.3	24.9
Chaharmahal&Bakhtiyari		34.1	1.1	35.3	24.6	41.5	24.6	29.9	5.6	26.7	6.1	44.2	31.1
Lorestan		34.8	-0.1	50.1	33.4	50.2	20.8	26.7	3.1	31.7	20.4	54.3	30.6
Ilam		37.1	12.3	46.5	24.0	58.2	28.9	27.1	5.8	61.1	24.7	52.6	35.3
Kohgiluyeh &Boyerahmad		31.4	-11.1	36.2	18.5	40.9	17.1	26.2	1.2	41.8	25.4	36.8	25.3
Bushehr		34.7	9.3	44.0	17.3	47.4	28.7	28.0	2.8	18.9	18.0	40.9	32.9
Zanjan		23.8	8.7	41.5	25.1	42.4	20.2	32.0	1.7	40.2	19.3	41.9	31.8
Semnan		34.8	-3.9	40.2	21.0	46.5	27.8	22.9	-0.6	19.6	10.2	36.8	28.1
Yazd		40.4	-1.4	52.2	20.0	67.2	28.4	25.7	1.4	41.4	35.2	49.5	27.8
Hormozgan		36.2	12.4	40.9	19.9	44.7	31.7	28.7	1.7	40.1	12.9	33.9	32.7
Tehran		38.6	-2.6	42.6	28.7	37.5	23.1	30.7	3.8	36.9	27.1	34.7	28.2
Ardebil		33.6	-6.2	32.4	22.8	46.0	22.9	28.1	0.5	38.3	22.2	46.5	30.1
Qom		33.5	5.3	29.2	24.2	31.6	17.7	24.6	2.8	21.5	31.9	34.0	22.7
Qazvin		29.9	-15.3	44.8	23.1	50.8	28.9	25.9	-0.6	46.5	22.2	49.3	26.9
Golestan		35.0	-1.9	45.3	12.9	52.1	23.1	23.9	-2.0	45.8	18.6	47.8	34.3
North Khorasan		28.7	2.5	53.6	16.1	49.8	23.2	31.8	-1.2	40.1	20.7	51.9	32.9
South Khorasan		33.1	3.6	51.8	21.8	42.8	29.5	24.8	2.0	34.8	21.6	44.4	32.9
Alborz		33.8	-5.6	41.2	27.8	40.9	29.3	30.6	0.9	42.7	33.4	30.0	36.6

Annual Inflation of Goods and Services for All National Households by Province and Main Groups

Month: Mehr, Year: 1398

Base Year:1395=100

Province	Main groups	Foods and beverages	Tobacco	Clothing and footwear	Housing, water, electricity, gas and other fuels	Furnishings, household equipment and routine household maintenance	Health & medical services	Transport	Communication	Recreation and culture	Education	Restaurants and hotels	Miscellaneous goods and services
Total country		60.8	80.0	51.5	23.8	69.7	25.9	44.8	30.5	63.9	22.1	41.9	49.4
Markazi		62.5	81.8	43.1	18.5	73.0	23.1	49.7	26.1	61.8	16.2	50.7	51.2
Gilan		60.2	89.8	48.8	15.9	75.7	23.5	46.9	35.6	52.5	16.2	47.4	50.0
Mazandaran		59.1	69.4	43.7	19.6	68.1	23.2	45.4	32.8	56.2	22.0	40.9	47.3
East Azarbayejan		60.1	66.4	60.8	15.6	87.3	33.3	51.6	22.3	69.5	14.4	45.8	55.3
West Azarbayejan		56.1	78.3	60.2	14.8	74.4	26.5	35.0	27.9	67.1	19.5	38.5	41.1
Kermanshah		61.5	84.9	46.4	15.6	63.2	21.6	35.1	21.6	58.0	20.8	54.0	59.8
Khuzestan		62.4	90.8	47.9	18.0	69.6	23.8	52.6	36.5	55.7	15.7	39.8	55.2
Fars		58.1	110.5	42.8	16.8	61.9	22.6	40.5	37.6	42.5	13.8	40.9	42.7
Kerman		57.1	78.5	36.5	15.6	62.9	30.8	31.4	30.0	43.9	18.7	51.2	41.8
Khorasan-e-Razavi		62.4	82.8	57.2	15.0	72.4	28.7	36.2	23.3	63.8	21.0	48.0	52.4
Esfahan		60.6	91.9	46.6	14.8	70.3	30.3	33.6	32.5	72.7	21.7	49.5	44.2
Sistan & Baluchestan		62.1	92.6	55.6	17.1	53.2	20.4	55.0	30.9	49.7	11.3	36.1	42.0
Kordestan		61.5	79.9	67.0	22.1	80.5	24.8	40.0	26.6	75.7	17.2	44.9	66.4
Hamedan		56.3	74.4	53.1	17.1	76.2	14.3	39.3	29.0	56.9	22.9	59.9	35.7
Chaharmahal&Bakhtiyari		64.8	104.1	44.3	23.1	62.1	26.0	41.7	44.5	57.7	21.0	43.0	52.7
Lorestan		62.1	80.4	63.0	30.7	89.9	24.0	30.4	35.3	63.4	27.3	68.6	50.2
Ilam		63.1	99.0	56.7	21.9	87.9	33.1	48.2	40.2	80.7	16.4	52.6	64.1
Kohgiluyeh & Boyerahmad		60.6	76.3	47.7	18.9	74.8	25.9	36.1	37.9	67.0	20.8	41.1	58.4
Bushehr		74.4	82.4	60.5	17.7	87.6	25.9	43.6	26.9	66.0	15.8	50.7	58.9
Zanjan		49.5	80.2	57.7	24.5	66.0	23.4	40.7	20.2	64.5	15.9	42.9	49.8
Semnan		57.7	92.7	55.8	21.0	72.7	26.2	35.8	23.0	36.8	10.3	38.2	39.2
Yazd		64.7	88.6	60.2	14.4	95.4	25.8	36.9	27.1	74.2	25.3	51.6	46.3
Hormozgan		63.8	96.7	37.8	12.1	62.8	24.8	32.7	28.8	52.3	21.8	37.5	46.5
Tehran		61.7	64.9	52.4	32.9	58.5	26.4	50.8	32.2	69.3	29.0	34.3	49.1
Ardebil		59.7	75.0	38.7	17.0	68.2	23.1	32.4	20.6	52.3	13.0	40.1	46.7
Qom		57.7	80.4	41.0	17.1	52.6	17.9	37.3	31.0	56.3	22.0	36.5	41.3
Qazvin		56.9	73.1	47.3	17.8	77.6	21.4	47.0	22.4	76.6	13.8	50.7	52.8
Golestan		64.1	73.9	51.6	15.8	89.5	19.1	42.7	28.8	76.9	24.1	45.6	60.1
North Khorasan		60.9	88.5	74.8	17.5	89.6	30.8	47.2	31.5	69.1	21.9	52.7	57.8
South Khorasan		61.6	87.7	72.7	15.5	77.7	29.4	35.0	34.2	62.9	18.5	44.5	51.4
Alborz		59.3	70.3	48.8	24.2	63.0	27.1	51.4	20.3	70.9	20.2	37.7	48.5

Contact information:

For more information on national CPI in current month, time series of CPI for national households and time series of national CPI for expenditure deciles, please visit: www.amar.org.ir

Address:

Statistical Centre of Iran

No. 1, corner of Rahee Moayeri St., Dr. Fatemi Ave., Tehran 1414663111, I. R. Iran

Tel: +98 21 88958189

Email: int@sci.org.ir

The release of the report for the Month of Aban, the year 1398: December 2019



Statistical Centre of Iran